


<b>INDIAN INCOME TAX RETURN ACKNOWLEDGEMENT</b>			Assessment Year 2023-24
[Where the data of the Return of Income in Form ITR-1(SAHA)], ITR-2, ITR-3, ITR-4(SUGAM), ITR-5, ITR-6, ITR-7 filed and verified] (Please see Rule 12 of the Income-tax Rules, 1962)			
PAN	AAHTS8313B		
Name	SAI DHAMAM EDUCATIONAL TRUST		
Address	Sai Dhamam (Lendi College) , Jonnada Village, Denkada Mandalam , VIZIANAGARAM , 02-Andhra Pradesh, 91-INDIA, 535004		
Status	05-AOP/BOI	Form Number	ITR-7
Filed u/s	139(1)-On or before due date	e-Filing Acknowledgement Number	519607291201123
Taxable Income and Tax Details	Current Year business loss, if any	1	0
	Total Income	2	0
	Book Profit under MAT, where applicable	3	0
	Adjusted Total Income under AMT, where applicable	4	0
	Net tax payable	5	0
	Interest and Fee Payable	6	0
	Total tax, interest and Fee payable	7	0
	Taxes Paid	8	57,273
	(+) Tax Payable /(-) Refundable (7-8)	9	(-) 57,270
Accreted Income and Tax Detail	Accreted Income as per section 115TD	10	0
	Additional Tax payable u/s 115TD	11	0
	Interest payable u/s 115TE	12	0
	Additional Tax and interest payable	13	0
	Tax and interest paid	14	0
	(+) Tax Payable /(-) Refundable (13-14)	15	0
This return has been digitally signed by <u>KODURU SIVA RAMA KRISHNA</u> in the capacity of <u>Others</u> having PAN <u>AGOPK6828L</u> from IP address <u>49.43.218.137</u> on <u>20-</u> <u>Nov-2023 15:57:34</u> DSC SI.No & Issuer <u>4397025</u> & <u>6417911222597638367CN=PantaSign Sub CA for</u> <u>DSC 2022,OU=Certifying Authority,O=Pantagon Sign Securities Pvt. Ltd.,C=IN</u>			
System Generated Barcode/QR Code	 <b>AAHTS8313B075196072912011239734cb3e9d39af6577dd40fa7c84e14c0a38aa2c</b>		
<b><u>DO NOT SEND THIS ACKNOWLEDGEMENT TO CPC, BENGALURU</u></b>			

**SAI DHAMAM EDUCATIONAL TRUST**  
**BALANCE SHEET AS AT 31st MARCH, 2023**

PARTICULARS	Schedule No	AS AT 31.03.2023	AS AT 31.03.2022
		Amount In Rs.	Amount In Rs.
<b>I. SOURCES OF FUNDS</b>			
<b>1 UNRESTRICTED FUNDS</b>			
(a) Corpus	1	91,05,895	91,05,895
(b) General Fund	2	(4,30,419)	8,30,714
<b>2 RESTRICTED FUNDS</b>			
<b>3 LOANS/BORROWINGS</b>	3		
(a) Secured		8,97,57,389	11,25,56,734
(b) Unsecured		8,05,82,947	7,51,02,947
<b>4 CURRENT LIABILITIES</b>	4		
(a) Current Liabilities		4,04,14,125	3,99,87,771
<b>TOTAL</b>		<b>21,94,29,937</b>	<b>23,75,84,060</b>
<b>II. APPLICATION OF FUNDS</b>			
<b>1 FIXED ASSETS</b>	5		
(a) Tangible Assets		15,13,76,795	15,18,15,344
(b) Intangible Assets		14,73,371	24,47,948
(c) Capital Work in Progress			
<b>2 CURRENT ASSETS</b>	6	6,24,26,034	7,89,63,147
<b>3 LOANS, ADVANCES &amp; DEPOSITS</b>	7	41,53,737	43,57,621
<b>TOTAL</b>		<b>21,94,29,937</b>	<b>23,75,84,060</b>

See accompanying accounting policies and schedules forming part of the financial statements 1 to 16

In terms of our report attached  
For Manohar Chowdhry & Associates

Chartered Accountants  
Firm Registration number: 001997S

V.Srinivasa Rao  
Partner  
Member Ship No: 206062


UDIN: 23206062 BGXC FJ2066

Place : Visakhapatnam

Date: 30-10-2023

For and on behalf of the trust

  
P.Madhusudana Rao  
Managing Trustee

  
K.Siva Rama Krishna  
Trustee



**SAI DHAMAM EDUCATIONAL TRUST**  
**INCOME AND EXPENDITURE FOR THE YEAR ENDED 31st MARCH, 2023**

PARTICULARS		Schedule No.	31st March,2023	31st March,2022
			Amount In Rs.	Amount In Rs.
1	<b>INCOME</b>			
	(a) Academic Receipts	8	22,32,19,479	20,10,78,180
	(b) Other Incomes	9	21,83,159	23,35,267
	<b>TOTAL (A)</b>		<b>22,54,02,638</b>	<b>20,34,13,447</b>
2	<b>EXPENDITURE</b>			
	(a) Staff Payments & Benefits	10	13,43,05,152	12,95,63,121
	(b) Academic Expenses	11	1,33,81,994	1,63,19,405
	(c) Administrative and General Expenses	12	2,34,17,201	1,54,44,172
	(d) Transportation Expenses	13	1,49,78,039	1,07,42,530
	(e) Repairs & Maintenance	14	30,91,416	36,00,156
	(f) Finance Costs	15	1,50,80,408	1,53,18,172
	(g) Depreciation	16	2,24,09,560	2,19,11,845
	<b>TOTAL (B)</b>		<b>22,66,63,770</b>	<b>21,28,99,402</b>
3	<b>Balance being excess of Income Over Expenditure (A-B)</b>		(12,61,132)	(94,85,955)
4	<b>Balance being Surplus (Deficit) Carried to General Fund</b>		(12,61,132)	(94,85,955)

In terms of our report attached  
 For Manohar Chowdhry & Associates  
 Chartered Accountants  
 Firm Registration number :0019975

V.Srinivasa Rao  
 Partner

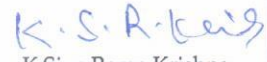
Member Ship No: 206062

UDIN: 23206062B9XC FJ2066

Place :Visakhapatnam

Date: 30-10-2023

  
 P.Madhusudana Rao  
 Managing Trustee

  
 K.Siva Rama Krishna  
 Trustee



**Schedule - 1: Corpus**

Particulars	AS AT 31.03.2023	AS AT 31.03.2022
	Amount In Rs.	Amount In Rs.
Balance as at the beginning of the year	91,05,895	91,05,895
Add: Contribution towards Corpus	-	-
<b>BALANCE AT THE YEAR END</b>	<b>91,05,895</b>	<b>91,05,895</b>

**Schedule - 2: General Fund**

Particulars	AS AT 31.03.2023	AS AT 31.03.2022
	Amount In Rs.	Amount In Rs.
Balance as at the beginning of the year	8,30,714	1,03,16,670
Add/(Deduct) :Balance of net income/(expenditure) transferred from the income and expenditure account	(12,61,132)	(94,85,956)
<b>BALANCE AT THE YEAR END</b>	<b>(4,30,419)</b>	<b>8,30,714</b>

**Schedule - 3: Loans/Borrowings**

Particulars	AS AT 31.03.2023	AS AT 31.03.2022
	Amount In Rs.	Amount In Rs.
<b>(a) Secured loans</b>		
<b>Term loans</b>		
From Banks (Including interest accrued on loans)	8,82,85,160	10,66,14,813
<b>Hire purchase loans</b>		
From Banks	5,06,498	32,21,616
From Financial Institutions	9,65,731	27,20,305
<b>Total - A</b>	<b>8,97,57,389</b>	<b>11,25,56,734</b>
<b>(b) Unsecured loans</b>		
From Managing trustees & relatives	6,90,02,947	6,50,02,947
From Others	1,15,80,000	1,01,00,000
<b>Total - B</b>	<b>8,05,82,947</b>	<b>7,51,02,947</b>
<b>Total- (A+B)</b>	<b>17,03,40,336</b>	<b>18,76,59,681</b>



For SAIDHAMAM EDUCATIONAL TRUST

Managing Trustee

For SAIDHAMAM EDUCATIONAL TRUST

Trustee

**Schedule - 4: Current Liabilities**

Particulars	AS AT 31.03.2023	AS AT 31.03.2022
	Amount In Rs.	Amount In Rs.
<b>Current Liabilities</b>		
<b>Bank over draft</b>	2,80,74,664	1,94,41,517
<b>Sundry creditors</b>		
For goods and services	9,56,905	47,66,910
<b>Interest accrued but not due</b>		
Secured loans/borrowings	5,31,351	4,93,190
<b>Interest on Unsecured loans</b>	7,15,085	7,05,146
<b>Statutory liabilities</b>		
T.D.S Payable	6,71,563	4,81,550
Provident fund payable	4,17,541	3,03,920
Professional tax payable	70,100	35,800
ESI payable	37,083	35,006
<b>Salaries payable</b>	7,13,121	8,47,911
<b>JNTU Reg &amp; Infrastructure Fee Payable</b>	69,22,801	1,10,20,095
<b>Electricity Charges Payable</b>	2,42,497	2,15,613
<b>Audit Fees Payable</b>	1,62,000	1,92,557
<b>Hostel Deposit from Students</b>	8,90,000	14,15,000
<b>Other liabilities</b>	9,414	33,556
<b>Total (A+B)</b>	<b>4,04,14,125</b>	<b>3,99,87,771</b>

**Schedule - 6: Current Assets**

Particulars	AS AT 31.03.2023	AS AT 31.03.2022
	Amount In Rs.	Amount In Rs.
<b>(a) Sundry Debtors</b>		
Fee Receivable	5,73,22,791	7,44,45,680
Others	-	7,284
<b>(b) Cash balances in hand</b>	24,76,750	7,33,207
<b>(c) Bank Balances</b>		
With Scheduled Banks		
- In Current Accounts	26,00,622	37,57,836
<b>(d) Income Accrued</b>		
On deposit with APEPDCL	25,871	19,140
<b>Total</b>	<b>6,24,26,034</b>	<b>7,89,63,147</b>



For SAIDHAMAM EDUCATIONAL TRUST For SAIDHAMAM EDUCATIONAL TRUST  
 P. Madhukar Managing Trustee  
 K. S. R. Trustee

**Schedule - 7: Loans, Advances & Deposits**

Particulars	AS AT 31.03.2023	AS AT 31.03.2022
	Amount In Rs.	Amount In Rs.
(a) Advances to employees	5,61,702	4,68,045
(b) Advances to Others	7,00,000	2,65,340
(c) Prepaid Expenses		
Insurance	10,55,185	12,99,354
Others	8,61,813	11,64,478
(d) Deposits		
Telephone	1,250	1,250
Electricity Deposit	5,00,400	5,00,400
Gas deposit	16,000	16,000
Rent Deposit	36,000	36,000
Other	65,000	65,000
(e) Other receivable		
TDS receivables	3,56,387	5,41,754
<b>Total</b>	<b>41,53,737</b>	<b>43,57,621</b>



For SAIDHAMAM EDUCATIONAL TRUST

*Madhukar*

Managing Trustee

For SAIDHAMAM EDUCATIONAL TRUST

*K. S. R. (KSR)*

Trustee

**Schedule - 8: Academic Receipts**

Particulars	AS AT 31.03.2023	AS AT 31.03.2022
	Amount In Rs.	Amount In Rs.
<b>FEE FROM STUDENTS</b>		
<b>(a) Academic Receipts</b>		
Tuition Fee	13,96,15,344	13,35,89,600
Academic fee and University Affiliation fee	47,18,850	43,93,050
<b>Total - A</b>	<b>14,43,34,194</b>	<b>13,79,82,650</b>
<b>(b) Examinations</b>		
Examination Fee	55,22,250	64,62,650
<b>Total - B</b>	<b>55,22,250</b>	<b>64,62,650</b>
<b>(c) Other Fee</b>		
Transport Fee	3,30,49,575	2,46,35,700
Hostel Fee	2,31,40,630	1,86,52,180
NBA Accredation fee & Other Fees	1,71,72,830	1,33,45,000
<b>Total - C</b>	<b>7,33,63,035</b>	<b>5,66,32,880</b>
<b>Total (A+B+C)</b>	<b>22,32,19,479</b>	<b>20,10,78,180</b>

**Schedule - 9: Other Income**

Particulars	AS AT 31.03.2023	AS AT 31.03.2022
	Amount In Rs.	Amount In Rs.
<b>(a) Interest income</b>		
On deposit with APEPDCL	28,746	21,267
On fixed deposits	1,86,569	-
<b>(b) Other income</b>		
Conducting Exams	6,81,742	7,18,842
Grants Received	50,687	(6,833)
Insurance Claim & Rebate	3,48,235	5,76,350
Miscellaneous Income	6,12,180	2,70,640
Alumni Fund Received	2,75,000	7,55,001
<b>Total</b>	<b>21,83,159</b>	<b>23,35,267</b>

**Schedule - 10: Staff Payments & Benefits**

Particulars	AS AT 31.03.2023	AS AT 31.03.2022
	Amount In Rs.	Amount In Rs.
<b>(a) Salaries &amp; Wages</b>		
Teaching Staff	10,98,09,270	10,51,80,505
Non-Teaching Staff	2,06,28,415	2,07,21,216
<b>(b) Employer Contribution to Provident Fund</b>	<b>25,73,816</b>	<b>18,40,696</b>
<b>(c) Employer Contribution to ESI</b>	<b>3,57,088</b>	<b>2,95,332</b>
<b>(d) Staff Welfare Expenses</b>	<b>48,083</b>	<b>8,45,335</b>
<b>(e) Over Time charges</b>	<b>20,370</b>	<b>-</b>
<b>(f) Insurance Employees</b>	<b>6,28,710</b>	<b>4,62,037</b>
<b>(g) Incentives</b>	<b>2,39,400</b>	<b>2,18,000</b>
<b>Total- (A+B)</b>	<b>13,43,05,152</b>	<b>12,95,63,121</b>



For SAIDHAMAM EDUCATIONAL TRUST For SAIDHAMAM EDUCATIONAL TRUST

*P. Madhuran*

Managing Trustee

*K. S. R. Kesava*

Trustee

Schedule - 11: Academic Expenses

Particulars	AS AT 31.03.2023	AS AT 31.03.2022
	Amount In Rs.	Amount In Rs.
(a) Affiliation & Accreditation fee	27,11,225	58,25,683
(b) Laboratory Expenses	6,03,045	3,94,500
(c) Seminar & Work shop Expenses	11,06,348	6,56,055
(d) Examination Expenses	48,03,923	47,43,810
(e) Honarorium Expenses	10,33,795	8,18,205
(f) Subscription Expenses	3,77,584	1,05,961
(g) Training and placement Expenses	16,60,932	12,16,122
(h) Cultural Promotion Expenses	9,75,647	6,06,260
(i) Sports Expenses	7,278	1,51,742
(j) Library Expenses	19,450	4,32,727
(k) Student Development & Welfare Expenses	82,767	12,16,340
(l) Project Expenses	-	1,52,000
<b>Total</b>	<b>1,33,81,994</b>	<b>1,63,19,405</b>

Schedule - 12: Administrative and General Expenses

Particulars	AS AT 31.03.2023	AS AT 31.03.2022
	Amount In Rs.	Amount In Rs.
(a) Electricity and Power	28,91,698	16,79,919
(b) Postage and telegram	115	1,672
(c) Telephone and internet charges	13,24,853	8,96,507
(d) Printing and stationery	23,29,508	21,84,787
(e) News papers and journals	11,044	9,918
(f) Travelling and conveyance expenses	18,09,901	4,14,743
(g) Advertisement Expenses	3,57,391	3,32,747
(h) Pooja expenses	12,743	604
(i) Garden maintainance	2,81,309	2,37,680
(j) Donations	25,000	-
(k) Governing body meeting Expense	1,47,360	2,54,478
(l) Audit fee	3,18,600	3,55,000
(m) Rates and Taxes	12,34,506	8,62,209
(n) College maintenance	1,87,173	1,18,632
(o) Concessions	6,94,750	6,48,350
(p) Hostel Expenses	1,08,33,881	68,93,625
(q) Boarding and Lodging	7,38,439	5,00,570
(r) Miscellaneous expenses	20,004	29,131
(s) Professional Expenses	1,98,925	23,600
<b>Total</b>	<b>2,34,17,201</b>	<b>1,54,44,172</b>



For SAIDHAMAM EDUCATIONAL TRUST

*J. Madhava*

Managing Trustee

For SAIDHAMAM EDUCATIONAL TRUST

*K. S. R. Rao*

Trustee



**Schedule - 13: Transportation Expenses**

Particulars	AS AT 31.03.2023	AS AT 31.03.2022
	Amount In Rs.	Amount In Rs.
<b>(a) Vehicles (owned and operated by educational institution)</b>		
Petrol & Diesel Charges	1,22,82,583	83,49,922
Repairs & Maintenance	10,38,607	6,87,126
Insurance	16,56,849	17,05,482
<b>Total</b>	<b>1,49,78,039</b>	<b>1,07,42,530</b>

**Schedule - 14: Repairs & Maintenance**

Particulars	AS AT 31.03.2023	AS AT 31.03.2022
	Amount In Rs.	Amount In Rs.
<b>(a) Building</b>		
Repair & Maintenance	8,85,872	9,34,050
Insurance on building	1,10,591	1,27,425
<b>(b) Plant &amp; Machinery</b>	19,48,205	17,77,265
<b>(c) Furniture and fixtures</b>	76,120	5,72,326
<b>(d) Office equipments</b>	7,549	25,550
<b>(e) Cleaning material and services</b>	34,349	41,650
<b>(f) Computer Maintenance</b>	28,730	1,21,890
<b>Total</b>	<b>30,91,416</b>	<b>36,00,156</b>

**Schedule - 15: Finance costs**

Particulars	AS AT 31.03.2023	AS AT 31.03.2022
	Amount In Rs.	Amount In Rs.
<b>(a) Finance Charges</b>	5,31,934	3,77,976
<b>(b) Interest on Term Loan</b>	1,22,25,831	1,15,13,946
<b>(c) Interest on Hire Purchase Loan</b>	4,11,348	10,13,678
<b>(d) Interest on Unsecured Loan</b>	9,15,992	8,52,964
<b>(e) Interest on Over Draft</b>	9,80,151	11,04,083
<b>(f) Processing Charges</b>	15,024	1,46,037
<b>(g) Penal Interest</b>	129	3,09,488
	<b>1,50,80,408</b>	<b>1,53,18,172</b>

**Schedule - 16 Depreciation And Amortisation Expenses**

Particulars	AS AT 31.03.2023	AS AT 31.03.2022
	Amount In Rs.	Amount In Rs.
<b>(a) Depreciation on Tangible Assets</b>	2,14,27,313	2,05,45,508
<b>(b) Depreciation on In-tangible Assets</b>	9,82,247	13,66,338
<b>Total</b>	<b>2,24,09,560</b>	<b>2,19,11,845</b>



For SAIDHAMAM EDUCATIONAL TRUST

*[Signature]*

Managing Trustee

For SAIDHAMAM EDUCATIONAL TRUST

*[Signature]*

Trustee

## Schedule-5

## FIXED ASSETS &amp; DEPRECIATION STATEMENT FOR THE F.Y 2022-23

S.NO.	NAME OF THE ASSET	OPENING BALANCE		ADDITIONS		TOTAL ADDITIONS	TOTAL ASSETS	DEDUCTIONS		TOTAL DEDUCTIONS	ASSETS BEFORE DEPRECIATION	DEPRECIATION VALUE	NET ASSETS
				>=180 days	< 180 days			> 180 days	< 180 days				
<b>BLOCK 15%</b>													
1	LAB & CLASS ROOM EQUIPMENTS	1,04,22,235	15%	26,314	10,47,266	10,73,580	1,14,95,815	-	-	-	1,14,95,815	16,45,827.29	98,49,988
2	OFFICE EQUIPMENTS	35,79,736	15%	3,66,531	74,900	4,41,431	40,21,167	-	-	-	40,21,167	5,97,558	34,23,610
3	PLANT&MACHINERY	84,22,027	15%	7,29,067	7,12,800	14,41,867	98,63,894	-	-	-	98,63,894	14,26,124	84,37,770
4	TUBE WELLS & WATER SUPPLY	3,26,737	15%	-	-	-	3,26,737	-	-	-	3,26,737	49,011	2,77,726
5	VEHICLES	97,05,797	15%	15,01,000	28,00,000	43,01,000	1,40,06,797	-	9,05,000	9,05,000	1,31,01,797	17,55,269	1,13,46,527
6	PERIPHERIALS	21,37,896	15%	71,672	3,97,936	4,69,608	26,07,504	-	-	-	26,07,504	3,61,280	22,46,224
	<b>SUB TOTAL</b>	<b>3,45,94,428</b>		<b>26,94,584</b>	<b>50,32,902</b>	<b>77,27,486</b>	<b>4,23,21,914</b>	<b>-</b>	<b>9,05,000</b>	<b>9,05,000</b>	<b>4,14,16,914</b>	<b>58,35,069</b>	<b>3,55,81,844</b>
<b>BLOCK 40%</b>													
7	LIBRARY	9,64,034	40%	2,02,460	3,32,390	5,34,850	14,98,884	-	-	-	14,98,884	5,33,076	9,65,808
8	SOFTWARES	24,47,948	40%	7,670	-	7,670	24,55,618	-	-	-	24,55,618	9,82,247	14,73,371
9	COMPUTERS	90,49,980	40%	91,450	55,18,915	56,10,365	1,46,60,345	-	-	-	1,46,60,345	47,60,355	98,99,990
	<b>SUB TOTAL</b>	<b>1,24,61,962</b>		<b>3,01,580</b>	<b>58,51,305</b>	<b>61,52,885</b>	<b>1,86,14,847</b>	<b>-</b>	<b>-</b>	<b>-</b>	<b>1,86,14,847</b>	<b>62,75,678</b>	<b>1,23,39,169</b>
<b>BLOCK 0%</b>													
10	LAND	55,03,500	0%	-	-	-	55,03,500	-	-	-	55,03,500	-	55,03,500
11	CAPITAL WORK IN PROGRESS	-	0%	-	59,77,097	59,77,097	59,77,097	-	-	-	59,77,097	-	59,77,097
	<b>SUB TOTAL</b>	<b>55,03,500</b>		<b>-</b>	<b>59,77,097</b>	<b>59,77,097</b>	<b>1,14,80,597</b>	<b>-</b>	<b>-</b>	<b>-</b>	<b>1,14,80,597.00</b>	<b>-</b>	<b>1,14,80,597</b>
<b>BLOCK 10%</b>													
12	BUILDINGS	8,97,85,882	10%	-	15,00,922	15,00,922	9,12,86,804	-	-	-	9,12,86,804	90,53,634.26	8,22,33,169
13	ELECTRICAL APPLIANCES	25,34,321	10%	1,39,279	-	1,39,279	26,73,600	-	-	-	26,73,600.42	2,67,360	24,06,240.38
14	FURNITURE	79,50,622	10%	3,59,600	-	3,59,600	83,10,222	-	-	-	83,10,222	8,31,022	74,79,199
15	INTERIORS	14,32,578	10%	26,602	17,562	44,164	14,76,742	-	-	-	14,76,742	1,46,796	13,29,946
	<b>SUB TOTAL</b>	<b>10,17,03,402</b>		<b>5,25,481.00</b>	<b>15,18,484.00</b>	<b>20,43,965.00</b>	<b>10,37,47,367</b>	<b>-</b>	<b>-</b>	<b>-</b>	<b>10,37,47,367</b>	<b>1,02,98,813</b>	<b>9,34,48,555</b>
	<b>TOTAL</b>	<b>15,42,63,292</b>		<b>35,21,645</b>	<b>1,83,79,788</b>	<b>2,19,01,433</b>	<b>17,61,64,725</b>	<b>-</b>	<b>9,05,000</b>	<b>9,05,000</b>	<b>17,52,59,725</b>	<b>2,24,09,560</b>	<b>15,28,50,165</b>



For SAIDHAMAM EDUCATIONAL TRUST  
 Madhura  
 Managing Trustee

For SAIDHAMAM EDUCATIONAL TRUST  
 K. S. R. Reddy  
 Trustee